

Grade 1 Remote Learning March 30th - April 3rd

ELA

Monday
<ol style="list-style-type: none"> 1. Plan a fictional story with a beginning, middle, and end. 2. Watch the read aloud, <i>Grumpy Monkey</i>, and answer the questions 3. Choose books from your home library or raz-kids and read independently. Record the titles on the reading log or your notebook.
Tuesday
<ol style="list-style-type: none"> 1. Watch the read aloud, <i>The Selfish Crocodile</i>, and answer the questions. 2. Write a story with complete sentences. 3. Choose books from your home library or raz-kids and read independently. Record the titles on the reading log or your notebook.
Wednesday
<ol style="list-style-type: none"> 1. Add details to your writing from yesterday. 2. Choose books from your home library or raz-kids and read independently. Record the titles on the reading log or your notebook.
Thursday
<ol style="list-style-type: none"> 1. Watch the read aloud, <i>Leon and Bob</i>, and answer the questions. 2. Use the checklist to edit your story. 3. Choose books from your home library or raz-kids and read independently. Record the titles on the reading log or your notebook.
Friday
<ol style="list-style-type: none"> 1. Draw a picture and write a caption to match the words in your story. 2. Choose books from your home library or raz-kids and read independently. Record the titles on the reading log or your notebook.

Week 2 - March 30th

Monday


Hello Scholar! Today you will listen to a wonderful story, begin planning a fiction story, and grow your brain by reading a book of your choice! I can't wait to talk about all your amazing work this week.

1. **Pre-Writing:** Plan a fiction story by thinking about the beginning, middle, and end. Use the paper below or you may use your notebook. If you need help, take a look at the teacher model below. Find a nice spot where you can focus.

Imagine that your favorite stuffed animal, doll, or action figure starts talking to you. Write a story about what happens.



Beginning 

Middle 

End 

Monday -Week 2 - March 30th

Below is a teacher model to help you if you need some help. Remember to use your own ideas.

Imagine that your favorite stuffed animal, doll, or action figure starts talking to you. Write a story about what happens.



Beginning 🖐️

• Snowy said "Good morning"

• I fell off of my bed

Middle 🖐️

• Snowy told me about his

dream of living in a house
made of candy

End 🖐️

• I could not talk because I

was so surprised

• Snowy got up and started walking

Monday -Week 2 - March 30th

2. Watch this read aloud, *Grumpy Monkey* and answer the questions. Remember good readers always pay attention to the main character and the interactions with other characters.

Title: "Grumpy Monkey"

Youtube Link: <https://www.youtube.com/watch?v=wylzbbSL668>

- Why did Jim Panzee think nothing was right?
- Why did they think that Jim Panzee was grumpy?
- Name five things they tried to help Jim Panzee not be grumpy?
- What did Norman and Jim Panzee learn at the end of the story?

3. Choose books from your home library or [raz-kids](#) and read independently. Record the titles on the reading log. You may choose from your bingo game board!

[Click here to see a Reading Log](#)

Independent Reading



Choose one box to do each day and color it in. 5 in a row is a BINGO! Can you fill the whole board up for a mega BINGO?!

#1 Read in your PJs	#2 Read to a stuffed animal	#3 Have someone read a book to you	#4 Read while curled up with a blanket	#5 Read a book outside (or by a window if you can't go outside)
#6 Read a fiction book	#7 Read a favorite book again	#8 Read a funny book	#9 Fill out a reading response for nonfiction book	#10 Read a book you love and tell someone why you love it
#11 Read a book to a family member	#12 Read a nonfiction book	#13 Write about your favorite book	#14 Read in front of the mirror	#15 Start a chapter book
#16 Read with a hat on	#17 Read a book on your tablet or computer	#18 Read a book while laying down	#19 Read under the table	#20 Read a book to someone on the phone
#21 Fill out a reading response for fiction book	#22 Read a book in bed at night	#23 Free choice book!	#24 Read on a rainy day	#25 Read a science book

Week 2 - March 31st
Tuesday

Hello Scholar! Today you will listen to an interesting story. Write a story from your brainstorm yesterday with complete sentences, and grow your brain by reading a book of your choice! Have a wonderful day!

1. Get cozy and watch the read aloud, *The Selfish Crocodile* and answer the questions. Remember good readers always pay attention to the main character and the interactions with other characters.

Title: *The Selfish Crocodile* by Faustin Charles.



Youtube Link: https://www.youtube.com/watch?v=0-NhjfJ_RZI

Answer these questions to show that you understand what was read to you, if you can't answer a question you can always watch the story again.

- Why did the Crocodile feel that the river was his?
- What is the problem in the story?
- What was the solution?
- What is one word you can use to describe the mouse?


[illegible]

Handwriting practice lines consisting of multiple sets of three horizontal lines (top, middle dashed, bottom) for writing practice.

<input type="checkbox"/> I used capital letters correctly. Aa	<input type="checkbox"/> I told the story events in order. 1 2 3
<input type="checkbox"/> I used correct punctuation. ! . ? ,	<input type="checkbox"/> I included details. ✓
<input type="checkbox"/> I used spelling strategies. 	<input type="checkbox"/> I wrote an ending to my story. 

Tuesday -Week 2 - March 31st

Below is a teacher model to help you if you need some help. Remember to write your ideas .



As soon as i wok up
this morning my polar bear
stuffed animal named snowy
said good morning. I wuz
so surprised that i fell off

my bed. Then Snowy told me about
 a dream where he lived in a
 candy house. his bed was made
 of marshmallows! I was so
 shocked that I could not even
 talk two Snowy. Last he
 got up and went to the
 kitchen.

<input type="checkbox"/> I used capital letters correctly. Aa	<input type="checkbox"/> I told the story events in order. 1 2 3
<input type="checkbox"/> I used correct punctuation. ! . ? ,	<input type="checkbox"/> I included details. ✓
<input type="checkbox"/> I used spelling strategies. S	<input type="checkbox"/> I wrote an ending to my story. STOP

- Choose books from your home library or [raz-kids](https://www.raz-kids.com) and read independently. Record the titles on the reading log or notebook. You may choose from your bingo game board!

[Click here to see the BINGO GAME BOARD](#)

[Click here to see the Reading Log](#)

Week 2 - April 1st
Wednesday

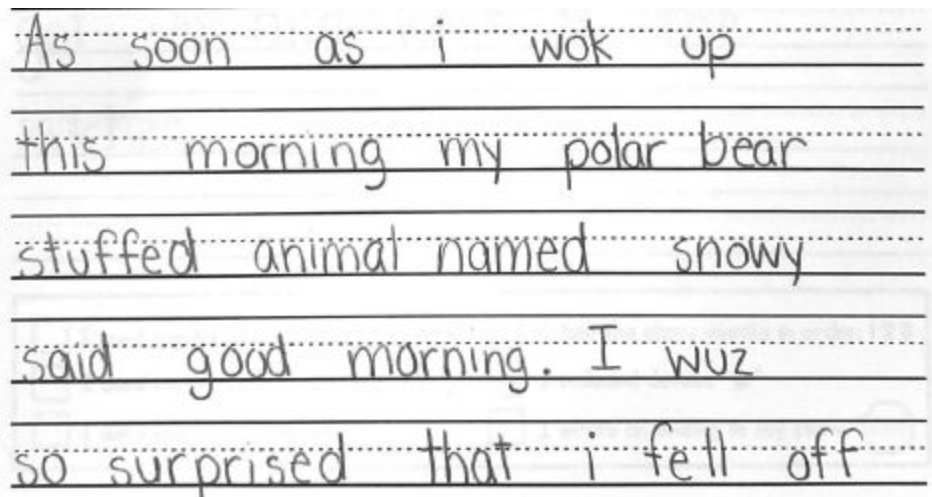
Hello Scholar,

Yesterday, you spent some time writing a wonderful story about your toy that came to life. Today you will make your work even better by adding details!

Find a nice spot where you can focus. Add at least 2 details to your story from yesterday. If you need help, take a look at the teacher model. Make sure you hold onto your work. We will use this work all week.



1. **Revising:** Open up to your work from yesterday and add at least 2 details.

Below is a teacher model to help you if you need some help. Look at how the teacher added details to her work. Remember to use your own ideas.



As soon as i wok up
this morning my polar bear
stuffed animal named snowy
said good morning. I wuz
so surprised that i fell off

my bed. Then Snowy told me about
 a dream where he lived in a
 candy house. his bed was made
 of marshmallows! I was so
 shocked that I could not even
 talk to Snowy. Last he
 got up and went to the
 kitchen.

<input type="checkbox"/> I used capital letters correctly. Aa	<input type="checkbox"/> I told the story events in order. 1 2 3
<input type="checkbox"/> I used correct punctuation. ! . ? ,	<input checked="" type="checkbox"/> I included details. ✓
<input type="checkbox"/> I used spelling strategies. 	<input type="checkbox"/> I wrote an ending to my story. 

2. Choose books from your home library or [raz-kids](https://www.raz-kids.com) and read independently. Record the titles on the reading log or notebook. You may choose from your bingo game board!

[Click here to see the BINGO GAME BOARD](#)

[Click here to see the Reading Log](#)

Week 2 - April 2nd
Thursday

Hello Scholar! Yesterday you spent some time adding details to your story. Today you will use a checklist to edit your story. You will also have the chance to listen to the exciting story.

1. Watch the read aloud, *Leon and Bob* and answer the questions. Remember good readers always pay attention to the main character and the interactions with other characters.

Title: *Leon and Bob* by Simon James

Youtube Link: <https://www.youtube.com/watch?v=M2TniloDMM4>

Answer these questions to show that you understand what was read to you, if you can't answer a question you can always watch the story again.

- At the beginning of the story, what is special about Bob?
- Why was it ok for Leon to walk to school alone?
- Why did Leon need Bob to go to the boy's house next door?
- Why wasn't Bob there to help Leon when he went to the boys house?
- What did Leon learn about himself by the end of the story?

Find a nice spot where you can focus. Open up to your writing from yesterday. Use the checklist below to edit your work. If you need help, take a look at the teacher model. Make sure you hold onto your work. We will use this work all week.

2. **Editing:** Open up to your work from yesterday and use the checklist to edit your work

<input type="checkbox"/> I used capital letters correctly. Aa	<input type="checkbox"/> I told the story events in order. 1 2 3
<input type="checkbox"/> I used correct punctuation. ! . ? ,	<input type="checkbox"/> I included details. ✓
<input type="checkbox"/> I used spelling strategies. 9	<input type="checkbox"/> I wrote an ending to my story. STOP

Below is a teacher model to help you if you need some help. Look at how the teacher used the checklist to edit her work. Remember to use your own ideas.

As soon as (I) woke up
 this morning my polar bear
 stuffed animal named (Snowy)
 said good morning. I (was)
 so surprised that (I) fell off

my bed. Then Snowy told me about
~~I had never seen a stuffed animal talk.~~
 a dream where he lived in a
 randy house. (His bed) was made
 of marshmallows! I was so
 shocked that I could not even
 talk (to) Snowy. Last he
~~I wanted to but I couldn't!~~
 got up and went to the
 kitchen.

<input checked="" type="checkbox"/> I used capital letters correctly. Aa	<input checked="" type="checkbox"/> I told the story events in order. 1 2 3
<input checked="" type="checkbox"/> I used correct punctuation. ! . ? ,	<input checked="" type="checkbox"/> I included details. ✓
<input checked="" type="checkbox"/> I used spelling strategies. 9	<input checked="" type="checkbox"/> I wrote an ending to my story. STOP

- Choose books from your home library or [raz-kids](https://www.raz-kids.com/) and read independently. Record the titles on the reading log or notebook. You may choose from your bingo game board!

[Click here to see the BINGO GAME BOARD](#)


[Click here to see the Reading Log](#)

Week 2 - April 3rd
Friday

Happy Friday Scholar!

Yesterday you spent editing your story. Today you will draw a detailed picture to bring your story to life! You'll also have a chance to get five in a row on your reading bingo game board!

1. **Publishing:** Find a nice spot where you can focus. Open up to your work from yesterday and draw a detailed picture, and add a caption. If you need help, take a look at the teacher model. When you're all done take a picture of your work and send it to your teacher!





2. Choose books from your home library or [raz-kids](#) and read independently. Record the titles on the reading log or notebook. You may choose from your bingo game board!

[Click here to see the BINGO GAME BOARD](#)

[Click here to see the Reading Log](#)