

# Welcome to 2nd Grade

## Teacher Office Hours



### **GPBXE:**

Ms. Hibbs Office Hours, Monday-Friday 1:00-2:00, or by appointment, at 34

Ms. McMillan & Ms. Haggerty Office Hours: Monday - Friday, 10:30-11:30pm

Ms. Furbert Office Hours 9-2 or text as needed before 6PM at 347-977-5509

Ms. Nina Office Hours, Monday-Friday 10-2pm or by appointment at 301-219-9933

### **GPLES:**

Ms. Kalfaian Office Hours: 12:00-2:00 call or text 203-738-9946

Ms. Joseph Office Hours: 12:00-2:00 call or text 862-209-0532

Ms. Key & Ms. Rubin Office Hours: 12:00-2:00 call or text 774-571-5823 or 954-850-4896

### **BPBXES:**

Mr. Valentin Office Hours, Monday-Friday 1:00-2:00, or by appointment, at 917-745-5304

Ms. Jimenez Office Hours 1:00-2:00 Monday- Friday 8-6pm text or call 646-696-5307

Mr. Rice Office Hours 12pm-1pm Monday - Friday or schedule a time by texting 347-637-9706

Ms. Botemps Office Hours: Monday-Friday 10:00am-11:00am at 914-536-7217

Ms. Anim Office hours, Monday-Friday 1pm-2pm 917-770-4443 or by appointment 5pm-6pm.

Mrs. Campusano Office Hours 11am-12pm Monday- Friday at 917.238.1464

# Daily Suggested Schedule

Morning Message (5-10 minutes)

Story Time or Close Reading (15 minutes)

Independent Reading (30 minutes)

Math Fact Fluency (15 minutes)

Math Sensemaking (15 minutes)

Math Lesson + Problems (15 minutes)

Writing (30 minutes)

Science (30 minutes over the course of the week)

Movement Breaks (as needed at end of packet)

If I Finish Early Resources at end of packet

# Monday, April 6, 2020 Morning Message (5 minutes, 2 slides)

Dear sensational scholars,

Happy Monday! It was so enjoyable to read your Biography Projects! I love learning about how different people live. Was there something that resonated with you about the person you studied?

Today we are going to finish our morning meeting with some mindful breathing. Let's center ourselves and focus on the busy week we have ahead! Keep up the great work.

Love,

Your Second Grade Teachers



# Monday Morning Message (5 minutes, 2 slides)

Follow the Victorious flow, and get ready to have a great day! Remember, you can achieve anything you want with a positive attitude!



# Story Time Monday (15 minutes)

## [Not Your Typical Dragon](#)

After the read aloud, answer the following questions below:



Why did Crispin run away from home? \_\_\_\_\_

In the story someone offered to help Crispin get home, who was and it why did they want to help Crispin?

What lesson have we learned from this story?

# Independent Reading (30 minutes)

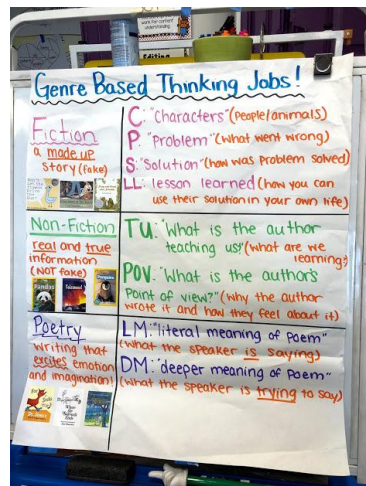
Below you will log the books that you are reading at home! In the log, you will share with your teachers your book title, the genre, and complete a main idea jot!

Click on your school to complete the form:

[GPBXE](#)

[BPBXE](#)

[GPLESE](#): please refer to your Google Classroom



# Fact Fluency & Counting Routine (5 minutes)

Today's Number

**10 ten**

**Beat the timer!**

Directions:


- Put 4 minutes on a timer.
- Write as many expressions you can that equal 10.
  - I.e.:  $20 - 10 = 10$
  - $15 - 5 = 10$
- Done?
  - How many expressions did you write?
  - What patterns do you notice?

You will need:



# Monday Math (15 minutes)

Watch the video to learn how to use the Partial Sums strategy. Then, use partial sums to solve the problems below.





# Monday Math (15 minutes)

Solve using Partial Sums:  $37 + 59 = \underline{\quad}$

Solve using Partial Sums:  $45 + 29 = \underline{\quad}$

## *To Do:*

- ☐ Choose a how-to topic
- ☐ Write down all the materials you need
- ☐ Write down the directions

(30 minutes)

# Monday, April 6, 2020

We have completed two different writing activities since remote learning began. This week we are going to focus on writing How-to books.

In How-to books, you teach someone how to do something. For example, my How-to book is going to be about how to bake a cake.

I will list all the materials that I need and give directions.



# Science Message

Hello Public Prep Science Families!

Happy Friday!

In today's lesson, we are going to learn more about



What are Germs?

A **germ** is a tiny organism that causes a disease in a plant or animal. Scientists call these microbes or microorganisms. They are so tiny that they can only be seen through a microscope. Several different kinds of organisms can be **germs**, including bacteria, viruses, protozoans, and fungi. Germs are everywhere, so make sure you stay clean and healthy!

In the links provided, you'll watch a video called "How Germs Spread" and read a book on EPIC called "Immune system" followed by an exit ticket. **Please make sure to complete the science exit ticket by Friday- we are counting it towards your attendance.**

Thank you to my scientists who sent me pictures and videos from last weeks "Pepper and soap experiment!"

Love, Your Science Teacher



Please watch this amazing video!!



# It's Time For Science!

Complete science lesson by Friday!



## [Germs Video](#)

- You can also watch the video in the Germ Exit Ticket!

[Immune System Book](#) : If you have your own Epic account, please login otherwise my teacher account is available Username: [jlehal@girlsprep.org](mailto:jlehal@girlsprep.org) Password: Publicprep1

## [Germ Exit Ticket](#)



# Tuesday, April 7, 2020 Morning Message (5 minutes)

Good Morning Sunshines!

We've kicked off in a major way this week! I've read many responses and you guys are off to a great start. As we continue to complete our responses during the week, make sure you're thinking about two things:

What is this question asking of me, as well as how can I make sure that I'm taking my thoughts and typing them correctly. Before we begin our day, let's start off with some stretches. Ready? Let's go! Start off with slowly rolling your head to the left and rolling your head to the right five times, and let's do some kangaroo hops three times. Once you've completed your head rolls and kangaroo hops, let's start our day!

With Love,

Your fantastic teachers!



# Close Reading Day 1 (30 minutes)

Directions: Use this text on the next slide *My name is Maria Isabel*

Read the passage, annotate and write the main idea.

Answer the question:

How does the title, My Name Is María Isabel, support the central lesson of the story? Use at least two details from the text to support your answer.

# My Name Is María Isabel

Alma Flor Ada

*It is María Isabel's first day at her new school, where the school year has already started.*

The teacher had not looked up yet. She was making notes in a large folder where María Isabel could see a list of names. María Isabel heard quiet laughter behind her. The teacher looked up only when the noise got louder.

"Why, hello," she said, giving María Isabel a warm smile. But it didn't seem to make María Isabel feel more comfortable. "So you are..."

"María Isabel Salazar López," she replied. In Spanish she would have added, "para servirle," but she didn't know how to say that in English. So María Isabel kept quiet and handed the pink slip to her teacher.

"Ah, María López," the teacher said as she read the card. "We already have two Marías in this class. Why don't we call you Mary instead? Take a seat over there by Marta Pérez, and I'll give you your books later."

María Isabel quietly headed for her seat. María Pérez looked up from her book as María Isabel came toward her. She had short hair and bangs. María Isabel lowered her eyes, and neither girl said a word.

A little while later, the teacher came over holding a thick book with a green cover. The book was brand-new and had a picture of a dolphin on the front. María Isabel wondered what the book was about, and if she would be able to read it. She loved the sea and had always dreamed of seeing a real dolphin, so she opened the book eagerly. On the inside cover the teacher had written the name Mary Lopez.

María Isabel stared at the words. Her teacher's handwriting was so neat and pretty. It seemed almost impossible to María Isabel that anyone could write so beautifully. As she looked at that strange name, Mary Lopez, María Isabel thought about her old schoolbooks. She had always enjoyed looking at the first page of a new book. Her mother's handwriting wasn't as pretty as her teacher's. But as they both sat at the kitchen table, her mother would write María Isabel's name in her new books, saying, "'María' is for your grandmother María, who you never knew but would have loved you so; 'Isabel' is for your grandmother Chabela, who loves you so dearly; 'Salazar' is for your father and, of course, for your grandfather Antonio; 'López' is for me and for your grandfather Manuel. You were very small when he died, but you would have loved him. Oh, the stories he would tell!"

# Independent Reading

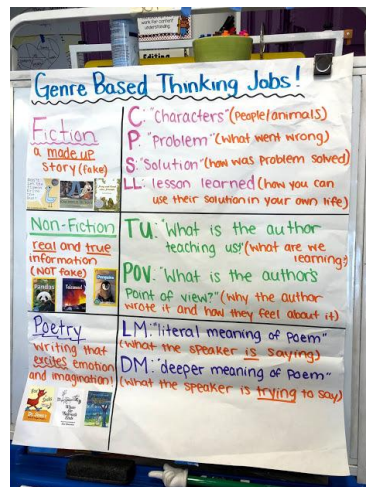
Below you will log the books that you are reading at home! In the log, you will share with your teachers your book title, the genre, and complete a main idea jot!

Click on your school to complete the form:

[GPBXE](#)

[BPBXE](#)

[GPLESE](#): please refer to your Google Classroom





# Fact Fluency & Counting Routine 5 minutes

Directions: Click on the dice to access the webpage.


- Spin the dice or wheel twice!
- Add the two numbers together.
- Keep track of your number sentence on a piece of paper.



You will need: 

# Tuesday Math (15 minutes)

Watch the video to learn how to use the Removal strategy. Then, use removal to solve the problems below.



## Tuesday Math (15 minutes)

Solve using Removal:  $64 - 29 = \underline{\quad}$

Solve using Removal:  $76 - 37 = \underline{\quad}$

# Tuesday Sensemaking 30 Minutes

Leila has 25 Skittles. Penelope has 64 more Skittles than Leila.  
How many Skittles does Penelope have?



## *To Do:*

- ❑ Revise your directions by adding transition words.

(20 minutes)

### Example of transition words:

- |            |              |
|------------|--------------|
| • First    | • Second     |
| • To start | • Also       |
| • Then     | • After      |
| • Next     | • After that |
| • Later    | • Finally    |
|            | • Last       |

# Tuesday, April 7, 2020

Great job writing all your directions for your How-to. Today, we are going to revise the directions by adding **transition words**.

### How to Bake a Cake

- |  |   |  |
|--|---|--|
| • Heat oven at 350F.                   | → | • <b>First</b> , heat oven at 350F.                  |
| • Open cake mix and put in a big bowl. | → | • <b>Then</b> , open cake mix and put in a big bowl. |
| • Mix the water, oil and three eggs.   | → | • <b>Next</b> , mix the water, oil and three eggs.   |



# Wednesday, Morning Message, 5 minutes, 2 slides


Dear students,

Buenos dias! It has been so wonderful seeing all of your amazing work, and even speaking with many of you over the phone or with video calls. Still, it can get hard continuing to keep up your momentum with your classwork when you are not in your classroom every day. What is one piece of advice you might give to your brothers or sisters to help keep them motivated?

Today to close out our morning message we are going to hear some words of encouragement to help keep us going! Let's keep supporting each other as a community.

Love,

Your Second Grade Teachers



# Wednesday Morning Message, 5 minutes, 2 slides

The Kid President has a pep talk for you!



# My Name Is María Isabel

Alma Flor Ada

*It is María Isabel's first day at her new school, where the school year has already started.*

The teacher had not looked up yet. She was making notes in a large folder where María Isabel could see a list of names. María Isabel heard quiet laughter behind her. The teacher looked up only when the noise got louder.

"Why, hello," she said, giving María Isabel a warm smile. But it didn't seem to make María Isabel feel more comfortable. "So you are..."

"María Isabel Salazar López," she replied. In Spanish she would have added, "para servirle," but she didn't know how to say that in English. So María Isabel kept quiet and handed the pink slip to her teacher.

"Ah, María López," the teacher said as she read the card. "We already have two Marías in this class. Why don't we call you Mary instead? Take a seat over there by Marta Pérez, and I'll give you your books later."

María Isabel quietly headed for her seat. María Pérez looked up from her book as María Isabel came toward her. She had short hair and bangs. María Isabel lowered her eyes, and neither girl said a word.

A little while later, the teacher came over holding a thick book with a green cover. The book was brand-new and had a picture of a dolphin on the front. María Isabel wondered what the book was about, and if she would be able to read it. She loved the sea and had always dreamed of seeing a real dolphin, so she opened the book eagerly. On the inside cover the teacher had written the name Mary Lopez.

María Isabel stared at the words. Her teacher's handwriting was so neat and pretty. It seemed almost impossible to María Isabel that anyone could write so beautifully. As she looked at that strange name, Mary Lopez, María Isabel thought about her old schoolbooks. She had always enjoyed looking at the first page of a new book. Her mother's handwriting wasn't as pretty as her teacher's. But as they both sat at the kitchen table, her mother would write María Isabel's name in her new books, saying, "'María' is for your grandmother María, who you never knew but would have loved you so; 'Isabel' is for your grandmother Chabela, who loves you so dearly; 'Salazar' is for your father and, of course, for your grandfather Antonio; 'López' is for me and for your grandfather Manuel. You were very small when he died, but you would have loved him. Oh, the stories he would tell!"



# Close Reading Day 2 (30 minutes)

Go back and read My name is Maria Isabel again (previous slide)

This is the main idea from the text:

Our names are important to us and our family. It may have a significance and/or history. No one should try to change it or take it away from you.

**C:** Maria Isabel, Teacher, students

**P:** The teacher won't call Maria Isabel by her full name

**S:** N/A

**LL:** Our names are an important part of our identities and we should respect them

Answer the question: How does the author reveal that María Isabel feels shy and out of place in her new school? Use at least two details from the text to support your answer.

# Independent Reading

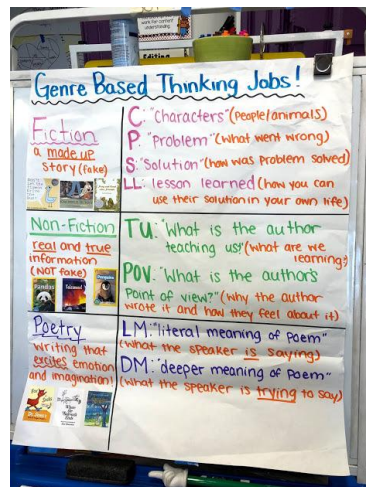
Below you will log the books that you are reading at home! In the log, you will share with your teachers your book title, the genre, and complete a main idea jot!

Click on your school to complete the form:

[GPBXE](#)

[BPBXE](#)

[GPLESE](#): please refer to your Google Classroom



# Fact Fluency & Counting Routine 5 minutes

Today's Number

12 twelve

Beat the timer!

## Directions:


- Put 4 minutes on a timer.
- Write as many expressions you can that equal 12.
  - I.e.:  $22 - 10 = 12$
  - $18 - 5 = 12$
- Done?
  - How many expressions did you write?
  - What patterns do you notice?

You will need:



# Wednesday Math (15 minutes)

Watch the video to learn how to use the Adding On strategy. Then, use “adding on” to solve the problems below.



# Wednesday Math (15 minutes)

Solve using Adding On:  $64 + 29 = \underline{\quad}$

Solve using Adding On:  $27 + 56 = \underline{\quad}$  \*hint: start with the larger number!\*

# Wednesday, April 8, 2020

## *Check to if you have:*

- ☐ Correct spelling
- ☐ Correctly used punctuation marks.
- ☐ Use capital letters correctly
- ☐ Transition words
- ☐ Directions listed in the correct order  
(25 minutes)

Great job adding transition words into your writing! Today, you will have a chance to revise and edit your work.

Revise	Edit
ARMS	CUPS
<b>A</b> Add sentences and words	<b>C</b> Capitals: sentences, names, places, months, titles, I
<b>R</b> Remove unneeded words or sentences	<b>U</b> Usage: match nouns and verbs correctly
<b>M</b> Move a sentence or word placement	<b>P</b> Punctuation: . ? ! , " "
<b>S</b> Substitute words or sentences for others	<b>S</b> Spelling: Check all words, use your resources



# Thursday, Morning Message, 5 minutes


Good Morning Scholars!

Today is Friday eve! This basically means you all have stayed focused and have continued to show merit in completing your work and submitting your work on time! I believe you all deserve to start your Thursday with some extra fun! Click the link below to get started. Once completed, I'm wishing you all a supercalifragilisticexpialidocious Thursday!

[Get Your Body Moving!](#)

With love,

Your teachers



# Story Time Thursday

## Spaghetti in a Hot Dog Bun

After the read aloud,  
answer the following  
questions below:

Which trait would you use to  
describe Lucy?

Name at least three  
problems/conflicts Lucy  
encounters in the story

1. \_\_\_\_\_
2. \_\_\_\_\_
3. \_\_\_\_\_

**Character Traits**  
How is my character as a person?


nice	mean	sad
bright	angry	antisocial
cheerful	bossy	confertless
caring	cruel	depressed
charming	dark	down
considerate	disrespectful	friendless
delightful	evil	gloomy
encouraging	harsh	glum
friendly	hateful	heartbroken
kind	impolite	heavy-hearted
likable	insensitive	hopeless
loving	raging	isolated
peaceful	rude	lonely
pleasant	selfish	lonesome
polite	spoiled	miserable
respectful	thoughtless	moody
sensitive	uncaring	sorrowful
sweet	unfriendly	unhappy
thoughtful	unpleasant	withdrawn

positive	negative
cooperative	uncooperative
calm	reactive
dependable	undependable
fair	unfair
honest	dishonest
humble	conceited
mature	immature
patient	impatient
responsible	irresponsible
trustworthy	untrustworthy

confident	nervous
assertive	anxious
brave	concerned
certain	fearful
courageous	hesitant
fearless	uncertain
independent	uneasy
sure	unsure

Does a lot	Does very little
active	bored/boring
adventurous	dull
ambitious	indifferent
bold	lazy
busy	neglectful
energetic	sluggish
hard-working	uninterested

Opposites	
calm	hyperactive
funny	serious
gentle	rough
glamorous	simple
shy	loud
quiet	noisy





# Independent Reading

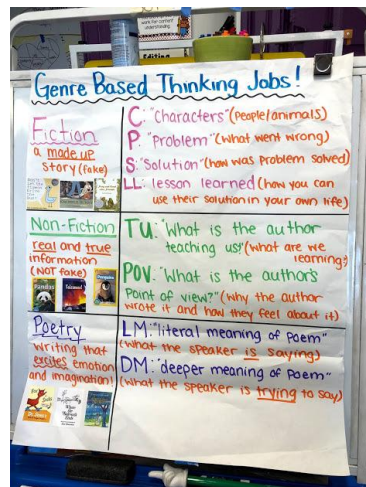
Below you will log the books that you are reading at home! In the log, you will share with your teachers your book title, the genre, and complete a main idea jot!

Click on your school to complete the form:

[GPBXE](#)

[BPBXE](#)

[GPLESE](#): please refer to your Google Classroom



# Fact Fluency & Counting Routine 5 minutes

Directions: Click on the dice to access the webpage.

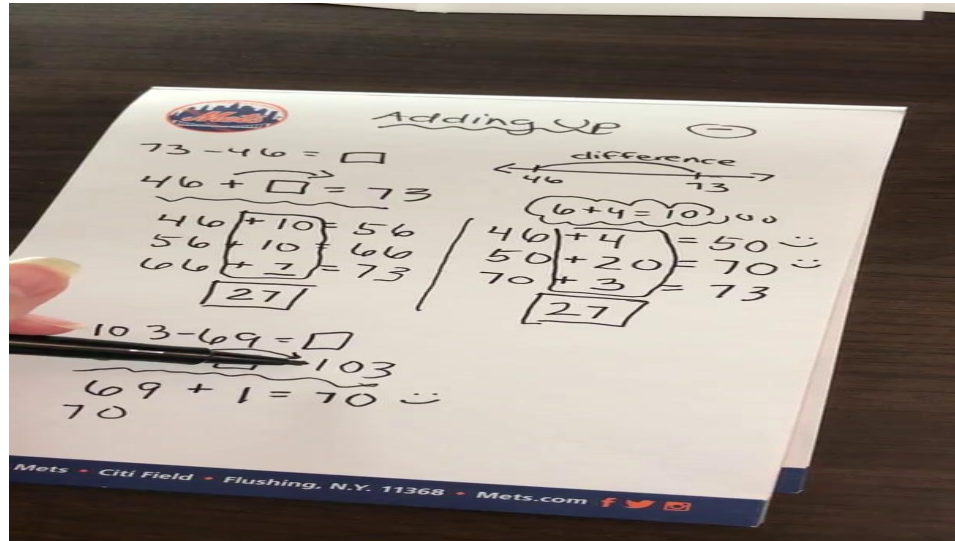
- Spin the dice or wheel twice!
- Add the two numbers together.
- Keep track of your number sentence on a piece of paper.



You will need: 

# Thursday Math (15 minutes)

Watch the video to learn how to use the Adding Up strategy. Then, use “adding up” to solve the problems below.



# Thursday Math (15 minutes)

Solve using Adding Up:  $62 - 28 = \underline{\quad}$ . \*hint: you might want to switch the number sentence around. This is the same as  $28 + \underline{\quad} = 62$ \*

Solve using Adding Up:  $84 - 57 = \underline{\quad}$

# Thursday Sensemaking (15 Minutes)

Summer is 39 inches tall. Her mom is 45 inches taller than she is.  
How tall is her mom?



## *To Do:*

- ☐ Rewrite your How-To books neatly with your best spelling.
- ☐ Use punctuation marks
- ☐ **Include a drawing**
- ☐ Submit to your teacher on Google Classroom

(30 minutes)

# Thursday, April 9, 2020

Today is the last day before Spring Break!

You will publish your How-to books and submit it to your teachers.



# If I finish Early Resources (at end of slide deck)

- Learn about your brain from [Bill Nye the Science Guy!](#)
- Practice math facts with [Math Facts Basketball](#)
- Can you tell time using an analog clock? Test your skills [here](#)
- Go on a [storybook adventure](#) with Becky Botsford!
- Play these [math games](#) and see how many stars you can earn!

# Movement Breaks

Monday Movement Activities: [Movement 1](#) [Movement 2](#)

Tuesday Movement Activities: [Movement 1](#) [Movement 2](#)

Wednesday Movement Activities: [Movement 1](#) [Movement 2](#)

Thursday Movement Activities: [Movement 1](#) [Movement 2](#)